

Brookstone®

3-in-1 Luggage Strap

SECURE • WEIGH • LOCK



WARNINGS

- When fastening the strap, use caution to avoid pinching your fingers between the casing and the buckle.



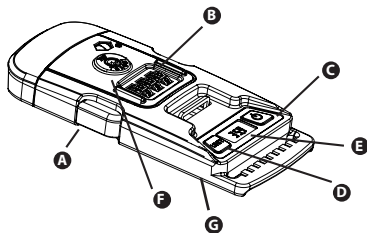
- Do not attempt to weigh luggage that you are unable to lift comfortably. Tie the scale to the shortest side of the luggage, keep your back straight, bend your knees and then start lifting. Avoid twisting your back or leaning sideways while lifting.

BATTERY PRECAUTIONS

- Dispose of used batteries properly. Do not dispose of batteries in a fire.
- Do not leave the batteries where a child or pet could play with or swallow them. If the batteries are swallowed, contact a physician immediately.
- The batteries may explode if mistreated. Do not attempt to recharge or disassemble the batteries.
- Use only fresh batteries of the required size and type. Do not mix old and new batteries, different types of batteries, or rechargeable batteries of different capacities.


PARTS AND CONTROLS

- A CODE Button (on back, not shown)
- B Code Wheel
- C ON/OFF Button
- D UNIT Button
- E Display
- F TSA Lock
- G Battery Compartment (on back, not shown)
- H Weighing Strap (not shown)



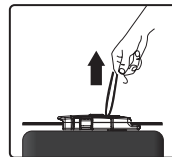
WEIGHING YOUR LUGGAGE

When weighing your luggage:

- Keep the luggage horizontal and the weighing strap vertical to ensure an accurate reading. 
- Keep the top of the scale free from any obstructions to obtain an accurate reading.
- Do not attempt to weigh luggage that you are unable to lift comfortably. Tie the scale to the shortest side of the luggage, keep your back straight, bend your knees and then start lifting. Avoid twisting your back or leaning sideways while lifting.
- The scale can weigh luggage ranging from approximately 2 lbs to 77 lbs (0.9 kg to 35.0 kg).

To weigh your luggage:

1. Press the ON/OFF button to turn the display on. The display should be clear and bright. If it is dim, replace the batteries.
2. Press the UNIT button to select the measuring units (pounds or kilograms).
3. Attach the strap to your luggage and lift the luggage via the weighing strap for at least 3 seconds.



The maximum weight of the luggage will be shown in the display. The maximum weight will blink when the weight is removed.

4. The display is reversible. To reverse the display, press the UNIT button for 2 seconds to flip the display 180 degrees. Press again for 2 seconds to again reverse the display.



5. Press and hold the ON/OFF button for 2 seconds to turn off the display.

The display will automatically power off if there is no input for 120 seconds. Press the ON/OFF button to turn the power on again.

Find thousands more
great ideas online

Brookstone

324990

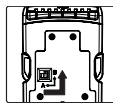
© Brookstone 2017

Rev 2

CHANGING THE LOCK CODE

The default lock code is 0 - 0 - 0. To change the lock code:

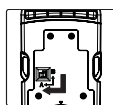
1. Push the CODE button from A to B.



2. Use the Code Wheel to select a new three-digit lock code.



3. Push the CODE button from B to A.



REPLACING THE BATTERIES

The 3-in-1 Luggage Scale is powered by 2 LR44 alkaline batteries (included). When the battery icon flashes, the batteries need to be replaced.



To replace the batteries:

1. Slide the battery compartment lid to the left and remove the lid from the battery compartment.
2. Remove the used batteries and dispose of properly.
3. Insert 2 new LR44 alkaline batteries, with the positive (+) side up.
4. Replace the battery compartment lid and slide the lid to the right to lock into place.



SPECIFICATIONS

Dimensions.....Approx. 2.4 in. x 8.3 in. x 1.8 in.
(62mm x 210mm x 45mm)
Weight.....Approx. 0.4 lbs (181 g)
Batteries.....LR44 (2), included
Scale Precision.....+/- 3%
Scale Range.....Approx. 2 lbs to 77 lbs
(0.9kg to 35.0 kg)
Luggage Size (Strap Capacity)...72 in. (182 cm) max

ONE (1) YEAR LIMITED WARRANTY

Brookstone® warrants this product against defects in materials and/or workmanship under normal use for a period of ONE (1) YEAR from the date of purchase by the original purchaser ("Warranty Period"). If a defect arises and a valid claim is received within the Warranty Period, at its option, Brookstone will either 1) repair the defect at no charge, using new or refurbished replacement parts, or 2) replace the product with a new product that is at least functionally equivalent to the original product, or 3) provide a store credit in the amount of the purchase price of the original product. A replacement product or part, including a user-installable part installed in accordance with instructions provided by Brookstone, assumes the remaining warranty of the original product. When a product or part is exchanged, any replacement item becomes your property and the replaced item becomes Brookstone's property. When a store credit is given, the original product must be returned to Brookstone and becomes Brookstone's property.

Obtaining Service: To obtain warranty service, call Brookstone Limited Warranty Service at 1-800-292-9819. Please be prepared to describe the product that needs service and the nature of the problem. A purchase receipt is required. All repairs and replacements must be authorized in advance. Service options, parts availability and response times will vary. You are responsible for delivery and the cost of delivery of the product or any parts to the authorized service center for replacement, per our instructions.

Limits and Exclusions: Coverage under this Limited Warranty is limited to the United States of America, including the District of Columbia and the U.S. Territories of Guam, Puerto Rico, and the U.S. Virgin Islands. This Limited Warranty applies only to products manufactured for Brookstone that can be identified by the "Brookstone" trademark, trade name, or logo affixed to them or their packaging. The Limited Warranty does not apply to any non-Brookstone products. Manufacturers or

suppliers other than Brookstone may provide their own warranties to the purchaser, but Brookstone, in so far as permitted by law, provides these products "as is." This warranty does not apply to: a) damage caused by failure to follow instructions relating to product's use or the installation of components; b) damage caused by accident, abuse, misuse, fire, floods, earthquake or other external causes; c) damage caused by service performed by anyone who is not a representative of Brookstone; d) accessories used in conjunction with a covered product; e) a product or part that has been modified to alter functionality or capability; f) items intended to be periodically replaced by the purchaser during the normal life of the product including, without limitation, batteries or light bulbs; g) any product sold "as is" including, without limitation, floor demonstration models and refurbished items; or h) a product that is used commercially or for a commercial purpose.

BROOKSTONE SHALL NOT BE LIABLE FOR INCIDENTAL OR CONSEQUENTIAL DAMAGES RESULTING FROM THE USE OF THIS PRODUCT, OR ARISING OUT OF ANY BREACH OF THIS WARRANTY. TO THE EXTENT PERMITTED BY APPLICABLE LAW, BROOKSTONE DISCLAIMS ANY AND ALL STATUTORY OR IMPLIED WARRANTIES, INCLUDING, WITHOUT LIMITATION, WARRANTIES OF MERCHANTABILITY, FITNESS FOR A PARTICULAR PURPOSE AND WARRANTIES AGAINST HIDDEN OR LATENT DEFECTS. IF BROOKSTONE CANNOT LAWFULLY DISCLAIM STATUTORY OR IMPLIED WARRANTIES, THEN TO THE EXTENT PERMITTED BY LAW, ALL SUCH WARRANTIES SHALL BE LIMITED IN DURATION TO THE DURATION OF THIS EXPRESS WARRANTY.

Some states disallow the exclusion or limitation of incidental or consequential damages or how long an implied warranty lasts, so the above exclusions or limitations may not apply to you. This warranty gives you specific legal rights and you may also have other rights, which vary from state to state.