




Directions For: Car Clips

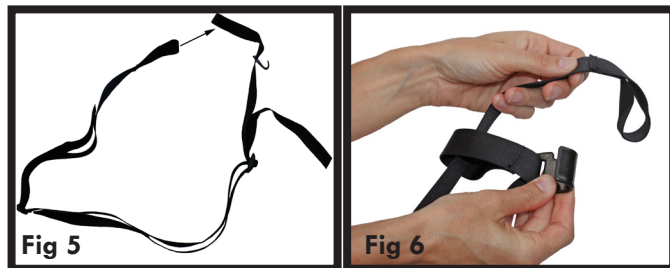
The correct attachment of this product is critical and beyond the control of Rightline Gear. The safe use and long life of this product depends entirely on your good judgment and following these directions. Add the Car Clips (Fig 1) to the standard straps of any Rightline Gear Car Top Carrier. Car Clips allow the carrier to be attached to the door frame of vehicles WITHOUT a roof rack (Fig 2).



1-Run the loop-end of a standard strap with its buckle-side down (Fig 3) from any Rightline Gear Car Top Carrier through the back side of a Car Clip (Fig 4).



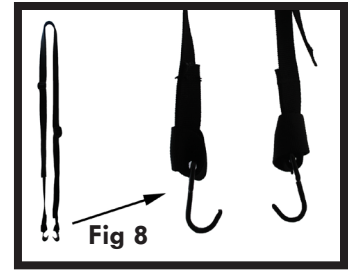
2-Take the opposite loop-end of the strap (Fig 5) and run it through the loop-end that is already through the Car Clip (Fig 6).



3-Pull the strap so that it cinches tight around the back side of the Car Clip (Fig 7).




4-Repeat steps 1-3 for the opposite loop-end of the same strap. The car clips should face each other when the strap is laid over the carrier (Fig 8).



5-Repeat steps 1-4 for a second strap.

The Car Clips will attach to an available ledge on the vehicle's door frame which, on most, is found under the door mounted weather molding (Fig 9). Please see the set up guide included with each carrier for more detail.



www.rightlinegear.com

LIMITED WARRANTY

Rightline Gear warrants that for one (1) year, from the date of purchase that all products will be free of material defect and Rightline Gear will repair or replace any defective or damaged product free of charge if it is returned in original condition by the consumer to Rightline Gear or the place of purchase. Claims of defective material and/or workmanship must be made in a timely manner. Safe and maintenance-free use of this product depends upon the consumer's or user's proper installation of the product and good judgment in its use. Rightline Gear is not responsible for the consumer's or user's use or misuse of this product. Damage to Purchaser's vehicle or any other vehicle caused by Purchaser's improper use of this product may cause serious injury or death. The Purchaser acknowledges that Rightline Gear has no control over the attachment of its products to vehicles or the attachment of items to the Rightline Gear products. Accordingly, Rightline Gear cannot assume responsibility for any damage to any property arising out of the improper attachment or use of its products.

RIGHTLINE GEAR SPECIFICALLY DISCLAIMS ANY AND ALL OTHER WARRANTIES WHETHER EXPRESS OR IMPLIED, INCLUDING BUT NOT LIMITED TO WARRANTY OF MERCHANTABILITY AND WARRANTY OF FITNESS FOR A PARTICULAR PURPOSE. RIGHTLINE GEAR FURTHER DISCLAIMS ANY WARRANTY OR OTHER PROMISE THAT GIVES RISE TO ANY SORT OF CONSEQUENTIAL, EXTRAORDINARY, PUNITIVE, EXEMPLARY, SUBSEQUENT, OR NONECONOMIC DAMAGES OR ATTORNEY FEES. THE CONSUMER OR USER'S SOLE REMEDY AGAINST RIGHTLINE GEAR FOR ANY DEFECT IN THIS PRODUCT IS LIMITED TO FULL RETURN OF THE PURCHASE PRICE.

RIGHTLINE GEAR SPECIFICALLY ENCOURAGES COMPLIANCE WITH ALL MOTOR VEHICLE LAWS, AND EXPRESSLY DISCLAIMS ANY AND ALL LIABILITY FOR FAILURE TO COMPLY WITH SAME.