



Brookstone®

Gronk Massager

STRONG, DEEP-KNEADING RELIEF
FOR HARD-TO-REACH MUSCLES

TABLE OF CONTENTS

Warnings and Cautions	1
Location of Parts and Controls	6
Charging	7
Operation.....	8
Replacing the Fabric Node Cover.....	10
Care and Maintenance.....	10
Specifications.....	11
Warranty.....	12

CAUTION

- TO REDUCE THE RISK OF ELECTRIC SHOCK, DO NOT REMOVE COVER. THERE ARE NO SERVICEABLE PARTS INSIDE.
- TO REDUCE THE RISK OF FIRE OR ELECTRIC SHOCK, DO NOT EXPOSE THIS UNIT TO RAIN OR MOISTURE.



The lightning flash with arrow-head symbol within an equilateral triangle is intended to alert the user to the presence of uninsulated “dangerous voltage” within the unit’s enclosure that may be of sufficient magnitude to constitute a risk of electric shock.



The exclamation point within an equilateral triangle is intended to alert the user to the presence of important operating and maintenance (servicing) instructions in the literature accompanying the unit.

LI-ION BATTERY WARNING

This device contains a Lithium-Ion battery. The battery must be recycled or disposed of properly. Contact your local waste management office for information on battery recycling or disposal.

Use only the supplied cable to recharge the battery. Improper charging may damage the battery and the device.

Do not attempt to open the rechargeable battery or battery pack. There are no serviceable parts inside.

Keep the battery out of reach of children. If swallowed, consult a physician immediately.

Do not dispose of battery in a fire as it may explode. The battery may also explode if damaged.



This massager is intended for household use only.

SAVE THESE INSTRUCTIONS

IMPORTANT SAFETY INSTRUCTIONS

When using an electrical appliance, basic precautions should always be followed. Read all instructions before using this massager.

⚠ DANGER – To reduce the risk of electric shock:

1. Always unplug this massager from the electrical outlet immediately after charging or use and before cleaning.
2. Do not reach for an appliance that has fallen into water. Unplug immediately.
3. Do not use while bathing or in a shower.
4. Do not place or store massager where it can fall or be pulled into a tub or sink. Do not place in or drop into water or other liquid.
5. If liquid is accidentally spilled onto the massager while the massager is plugged in, remove the power plug from the electrical outlet immediately. Do not use wet hands to connect or disconnect the power plug from the electrical outlet.
6. Do not operate during a lightning storm while plugged in.
7. Although operation will be stopped automatically by the Auto-Timer function, always remember to turn off the massager after use.
8. Do not place the power cord under any heavy objects.
9. Do not wind the power cord around the massager as this may damage the cord and result in a fire or electric shock.
10. Do not operate the massager with a damaged cord or with an extension cord.
11. Do not use the massager while plugged in if the electrical outlet is loose.

12. Check that the Alternating Current (AC) voltage corresponds with the specification indicated for the massager.

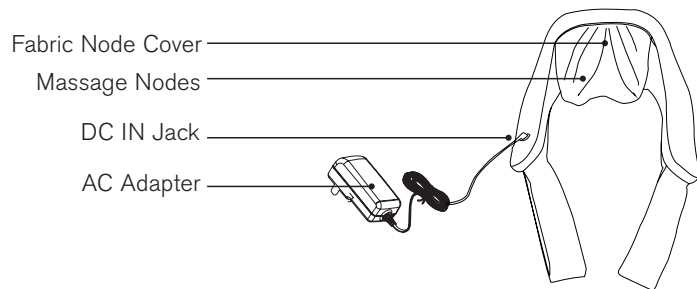
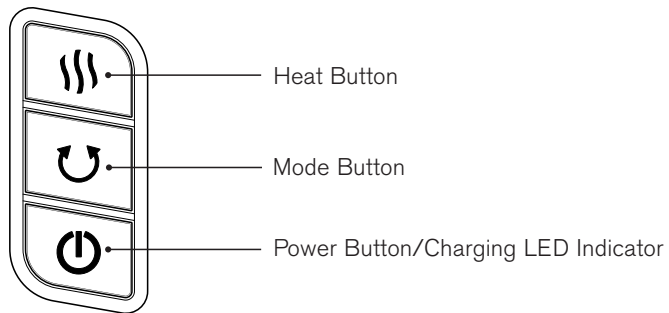
⚠ WARNING – To reduce the risk of burns, fire, electric shock or injury to persons:

1. This massager should never be left unattended when plugged in. Unplug from outlet when not charging.
2. Do not operate under blanket or pillow. Excessive heating can occur and cause fire, electric shock or injury to persons.
3. Close supervision is necessary when this massager is used by, on or near children, invalids or disabled persons.
4. Use this massager only for its intended use as described in this manual. Do not use attachments not recommended by Brookstone.
5. Never operate this massager if it has a damaged cord or plug, if it is not working properly, if it has been dropped or damaged, or dropped into water. Contact Brookstone Customer Service at 800-292-9819
6. Do not carry this massager by the power cord or use cord as a handle.
7. Keep the cord away from heated surfaces.
8. Do not use outdoors while charging.
9. Do not operate where aerosol (spray) products are being used or where oxygen is being administered.
10. If used while charging, to disconnect press the Power button to turn off, then remove the plug from the outlet.
11. Use heated surfaces carefully. May cause serious burns. Do not use over insensitve skin areas or in the presence of poor circulation. The unattended use of heat by children or disabled persons may be dangerous.
12. Never remove the cover from this massager.
13. Keep dry - do not wet. Do not operate in a wet or moist condition. Do not use

the massager when your body is wet. Do not operate this massager with wet hands.

14. Do not use massager in close proximity to loose clothing or jewelry.
15. Keep long hair away from massager while in use.
16. Do not insert your hand or foot along the paths of the massage rollers during use as this may cause injury.
17. This massager is not intended for use by children or persons with reduced physical, sensory or mental capabilities, or lack of experience and knowledge, unless they have been given supervision or instruction concerning use of this massager by a person responsible for their safety.
18. Children should be supervised to ensure that they do not play with this massager.
19. Any individual who may be pregnant, or recently gave birth, has a heart condition, or a pacemaker, suffers from diabetes or other sensory impairment, phlebitis and/or thrombosis, joint dysfunction, inflammation or injuries, weak bones, osteoporosis, a high fever, an abnormal or curved spine, is at an increased risk of developing blood clots, has pins/screws/artificial joints or other medical devices implanted in his/her body, is being treated for a medical condition or physical injury or is under a doctor's care should consult with a medical professional before using this massager.
20. This product is not intended for self-treatment of conditions that should be managed by a qualified healthcare provider.
21. Consult your physician before using this massager.
22. This massager is designed as a non-professional massager to soothe tired and aching muscles. It is not intended to be a substitute for medical attention. If your ailments and symptoms persist or worsen after use, contact your physician immediately.
23. Do not use this massager if you are not feeling well.
24. Stop operation immediately if you experience any discomfort.
25. Do not fall asleep during the massage session.
26. Do not operate after taking pain killers, sedatives or alcohol.
27. Do not use this massager in combination with other therapeutic equipment or electric blanket, etc., as this may result in ineffectiveness or injury.
28. Do not stand on this massager.
29. Do not disassemble any part of the massager. Touching the internal components may result in malfunction or electric shock.
30. The massager must only be professionally serviced or repaired. Do not attempt to disassemble or repair the massager yourself.
31. Do not operate for more than 20 continuous minutes. Turn off the massager and allow it to rest (cool) for 40 minutes before re-using. This will prolong the life of the massager.
32. Do not perform continuous massage on the same spot of your body for more than 5 minutes at a time as this may result in excessive stimulation and may have adverse effects.
33. Never use the massager on open skin eruptions, swollen or inflamed areas.
34. Do not apply massage rollers directly on the head, elbow or knee joints, torso or abdomen.
35. If the power goes off while the unit is plugged in, be sure to press the Power button to turn off the massager and pull the power plug out from the socket to prevent damage from occurring when the power is restored.

LOCATION OF PARTS AND CONTROLS



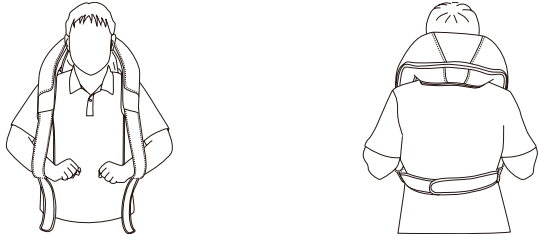
CHARGING

The Cordless Shiatsu Neck & Back Massager includes a rechargeable Lithium-Ion battery. Fully charge the massager before first use.

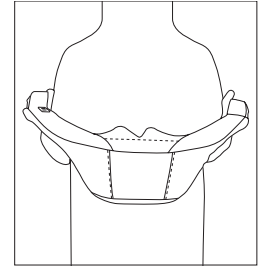
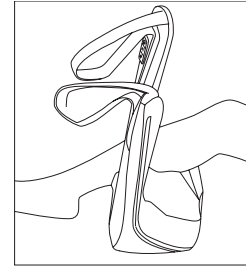
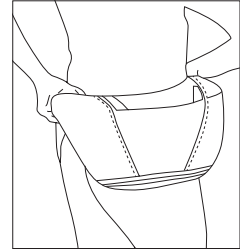
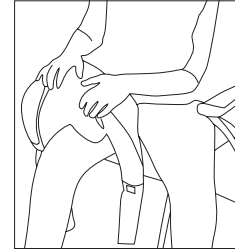
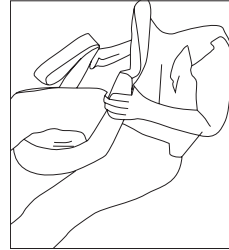
1. Plug the AC Adapter into the DC IN Jack and into an electrical outlet. The Charging LED indicator will turn red to indicate that the unit is charging.
2. When the Charging LED Indicator turns green, the massager is fully charged. The approximate charging time is 120 minutes.
3. When the battery is becoming depleted, the Charging LED Indicator will flash blue.

OPERATION

1. Press the Power Button to turn on the massager. The massaging nodes will be in Continuous mode.
2. Place the massager on the targeted massage area. Use the handle straps to hold the massager in place or, for hands-free operation, use the hook-and-loop fasteners on the handle straps to keep the massager in place, as illustrated below. See the illustrations on Page 9 for examples of additional massage target areas.



3. Optionally, press the Mode Button to change to Pulsing mode. Press the Mode Button again to return to Continuous mode.
4. Optionally, press the Heat Button to turn on gentle heat. Press the Heat Button again to turn heat off.
5. The massager will turn off automatically after 20 minutes of continuous use. To turn off the massager manually, press the Power Button.



REPLACING THE FABRIC NODE COVER

The massager includes a replacement fabric node cover. To replace the cover:

1. Unzip and remove the old cover. If the zipper pull has become lodged under the bottom of the zipper, use a needle-nose pliers or other small tool to gently pull it out.
2. Zip in the new cover. Do not use the massager without the cover in place.

CARE AND MAINTENANCE

3. Unplug the massager from the electrical outlet before cleaning.
4. Spot clean outer cover only.
5. Do not clean with alcohol or any liquid chemical cleaners.
6. Store in a cool, dry place.

SPECIFICATIONS

Adapter Input.....	100-240V ~50/60Hz
Adapter Output.....	DC 13V 1.8A
Battery Type.....	Li-Ion 2200mAh 11.1V
Battery Run Time.....	Approx. 3 hours, without heat
Battery Charge Time.....	Approx. 3 hours
Dimensions.....	16.14" x 7.56" x 17.32" (41cm x 19cm x 44cm)
Weight, without adapter	Approx. 5.4 lb (2.4 kg)

ONE (1) YEAR LIMITED WARRANTY

Brookstone® warrants this product against defects in materials and/or workmanship under normal use for a period of ONE (1) YEAR from the date of purchase by the original purchaser ("Warranty Period"). If a defect arises and a valid claim is received within the Warranty Period, at its option, Brookstone will either 1) repair the defect at no charge, using new or refurbished replacement parts, or 2) replace the product with a new product that is at least functionally equivalent to the original product, or 3) provide a store credit in the amount of the purchase price of the original product. A replacement product or part, including a user-installable part installed in accordance with instructions provided by Brookstone, assumes the remaining warranty of the original product. When a product or part is exchanged, any replacement item becomes your property and the replaced item becomes Brookstone's property. When a store credit is given, the original product must be returned to Brookstone and becomes Brookstone's property.

Obtaining Service: To obtain warranty service, call Brookstone Limited Warranty Service at 1-800-292-9819. Please be prepared to describe the product that needs service and the nature of the problem. A purchase receipt is required. All repairs and replacements must be authorized in advance. Service options, parts availability and response times will vary. You are responsible for delivery and the cost of delivery of the product or any parts to the authorized service center for replacement, per our instructions.

Limits and Exclusions: Coverage under this Limited Warranty is limited to the United States of America, including the District of Columbia and the U.S. Territories of Guam, Puerto Rico, and the U.S. Virgin Islands. This Limited Warranty applies only to products manufactured for Brookstone that can be identified by the "Brookstone" trademark, trade name, or logo affixed to them or their packaging. The Limited Warranty does not apply to any non-Brookstone products. Manufacturers or

suppliers other than Brookstone may provide their own warranties to the purchaser, but Brookstone, in so far as permitted by law, provides these products "as is." This warranty does not apply to: a) damage caused by failure to follow instructions relating to product's use or the installation of components; b) damage caused by accident, abuse, misuse, fire, floods, earthquake or other external causes; c) damage caused by service performed by anyone who is not a representative of Brookstone; d) accessories used in conjunction with a covered product; e) a product or part that has been modified to alter functionality or capability; f) items intended to be periodically replaced by the purchaser during the normal life of the product including, without limitation, batteries or light bulbs; g) any product sold "as is" including, without limitation, floor demonstration models and refurbished items; or h) a product that is used commercially or for a commercial purpose.

BROOKSTONE SHALL NOT BE LIABLE FOR INCIDENTAL OR CONSEQUENTIAL DAMAGES RESULTING FROM THE USE OF THIS PRODUCT, OR ARISING OUT OF ANY BREACH OF THIS WARRANTY. TO THE EXTENT PERMITTED BY APPLICABLE LAW, BROOKSTONE DISCLAIMS ANY AND ALL STATUTORY OR IMPLIED WARRANTIES, INCLUDING, WITHOUT LIMITATION, WARRANTIES OF MERCHANTABILITY, FITNESS FOR A PARTICULAR PURPOSE AND WARRANTIES AGAINST HIDDEN OR LATENT DEFECTS. IF BROOKSTONE CANNOT LAWFULLY DISCLAIM STATUTORY OR IMPLIED WARRANTIES, THEN TO THE EXTENT PERMITTED BY LAW, ALL SUCH WARRANTIES SHALL BE LIMITED IN DURATION TO THE DURATION OF THIS EXPRESS WARRANTY.

Some states disallow the exclusion or limitation of incidental or consequential damages or how long an implied warranty lasts, so the above exclusions or limitations may not apply to you. This warranty gives you specific legal rights and you may also have other rights, which vary from state to state.

Find thousands more
great ideas online

Brookstone®

324403

© Brookstone 2017

Rev 2

1-800-846-3000 • Brookstone.com
1 Innovation Way, Merrimack, NH 03054