

HOMEDICS™

#1 BRAND IN MASSAGE*



HMC-300 MASSAGE CHAIR

INSTRUCTION MANUAL AND WARRANTY INFORMATION

TWO YEAR LIMITED WARRANTY

HMC-300

IMPORTANT SAFETY INSTRUCTIONS

WHEN USING ELECTRICAL PRODUCTS, BASIC SAFETY PRECAUTIONS SHOULD ALWAYS BE FOLLOWED, INCLUDING THE FOLLOWING:

READ ALL INSTRUCTIONS BEFORE USING

DANGER – TO REDUCE THE RISK OF ELECTRIC SHOCK:

- Always unplug this appliance from the electrical outlet immediately after using and before cleaning.
- Never use pins or other metallic fasteners with this appliance.

WARNING – TO REDUCE THE RISK OF BURNS, FIRE, ELECTRIC SHOCK, OR INJURY TO PERSONS:

- An appliance should NEVER be left unattended when plugged in. Unplug from outlet when not in use, and before putting on or taking off parts or attachments.
- NOT for use by children.
- Close supervision is necessary when this appliance is used by, on, or near children, invalids, or disabled persons.
- Use this appliance only for its intended use as described in this manual. DO NOT use attachments not recommended by HoMedics; specifically, any attachments not provided with the unit.
- NEVER operate this appliance if it has a damaged cord or plug, if it is not working properly, if it has been dropped or damaged, or dropped into water. Return the appliance to HoMedics Service Center for examination and repair.
- Use heated surfaces carefully. May cause serious burns. DO NOT use on sensitive skin areas or in the presence of poor circulation. The unattended use of heat by children or incapacitated persons may be dangerous.
- Keep the cord away from heated surfaces.
- NEVER drop or insert any object into any opening.
- DO NOT use this massager in close proximity to loose clothing, jewelry
- DO NOT operate where aerosol (spray) products are being used or where oxygen is being administered.
- DO NOT operate under a blanket or pillow. Excessive heating can occur and cause fire, electric shock, or injury to persons.
- DO NOT carry this appliance by supply cord or use cord as a handle.
- To disconnect, turn all controls to the “off” position, then remove plug from outlet.
- DO NOT use outdoors.
- NEVER operate the appliance with the air openings blocked. Keep the air openings free of lint, hair and the like.

SAVE THESE INSTRUCTIONS

CAUTION – PLEASE READ ALL INSTRUCTIONS CAREFULLY BEFORE OPERATING.

- This product is not intended for medical use. It is intended only to provide a luxurious massage.
- Consult your doctor prior to using this product, if
 - You are pregnant
 - You have a pacemaker
 - You have any concerns regarding your health
- NOT recommended for use by diabetics.
- NEVER leave the appliance unattended, especially if children are present.
- DO NOT use this product for more than 30 minutes at a time.
- Extensive use could lead to the product's excessive heating and shorter life. Should this occur, discontinue use and allow the unit to cool before operating.
- NEVER use this product directly on swollen or inflamed areas or skin eruptions.
- DO NOT use this product as a substitute for medical attention.
- NEVER use this product while in bed.
- This product should NEVER be used by any individual suffering from any physical ailment that would limit the user's capacity to operate the controls or who has sensory deficiencies in the lower half of their body.
- NEVER use this product in automobiles.
- This appliance is intended for household use only.

MAINTENANCE

TO STORE

Place massage chair in its box or in a safe, dry, cool place. Avoid contact with sharp edges or pointed objects which might cut or puncture the fabric surface. To avoid breakage, do not wrap the power cord around the unit. Do not hang the unit by the hand control cord.

TO CLEAN

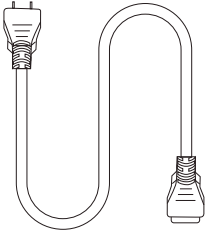
Unplug the unit and allow it to cool before cleaning. Clean only with a soft, slightly damp sponge. Never allow water or any other liquids to come into contact with the unit.

- DO NOT immerse in any liquid to clean.
- NEVER use abrasive cleaners, brushes, gasoline, kerosene, glass / furniture polish or paint thinner to clean.
- DO NOT attempt to repair the HMC-300. There are no user-serviceable parts. For service, call the consumer relations telephone number listed in the warranty section.

CONTENTS




HMC-300 Massage Chair



Power Cord



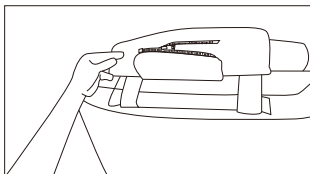
User Manual



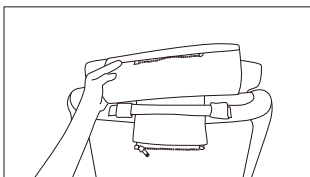
Warranty Card

SETTING UP

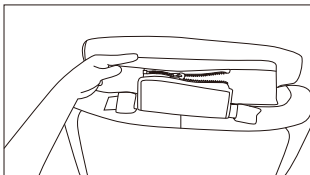
1. Unzip the zipper of the backrest pad.



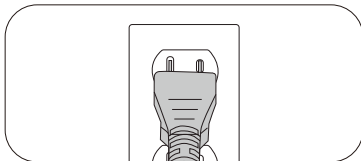
2. Route the fabric under the backrest belt.



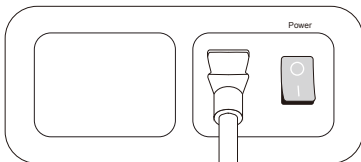
3. Close the zipper to attach the backrest pad.



4. Connect the plug into an outlet.



5. Turn on the power switch.



HOW TO USE

With every press of this button, the manual massage technique will change in the sequence of kneading, swedish, tapping, shiatsu, clapping, and rolling.

When the spot or partial massage function are activated, press and hold the button to move the massage roller upward or downward. Release the button when the desired position is achieved.

DEMO

FULL BODY

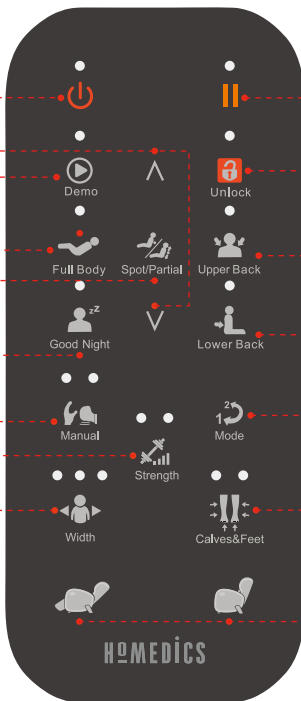
When you press this button the spot massage will turn on, press again to change to partial.

GOOD NIGHT

With every press of this button, the manual massage technique will change in the sequence of kneading, tapping, dual massage.

After activating the manual massage function, every time this button is pressed the strength will be adjusted in cycle.

After activating the Tapping function, you can press this button to adjust the width in cycle.



Press this button once to halt current massage function and countdown timer. Press this button again to resume previous massage.

In order to avoid the accidental touch of any button, all buttons will be locked except "Demo" and "Pause" after you stop operating chair for 30 seconds. When the button is locked, you can press the "Unlock" button to unlock it.

UPPER BACK

LOWER BACK

When the manual massage function is operating, press this button to change the rhythmic mode between direction 1 and direction 2.

Press this button to activate the footrest air massage. Press this button a second time to change the air intensity from weak to high.

Use these two buttons to control the backrest angle. Press and hold to adjust the incline/decline angle. When you reach your desired position, release the button.

FEATURES





#1 BRAND IN MASSAGE*

TWO YEAR LIMITED WARRANTY

HoMedics sells its products with the intent that they are free of defects in manufacture and workmanship for a period of two years from the date of original purchase, except as noted below. HoMedics warrants that its products will be free of defects in material and workmanship under normal use and service. This warranty extends only to consumers and does not extend to Retailers.

HoMedics products have the following warranty:

The HoMedics's HMC-300 has a one year in-home service warranty and a two years parts warranty. HoMedics customer service will not issue Return Material Authorizations (RMAs) for products. HoMedics warrants that its products will be either repaired by the consumer or by an in-home technician. HoMedics will not issue Return Material Authorizations (RMAs) for buyer's remorse.

Service And Technical Support

Consumers may contact Cozzia's customer service department at 1-877-977-0656 between 9:00 am and 5:00 pm PST, Monday through Friday or email us at Service@cozziausa.com or visit our web at www.cozziausa.com for warranty or service issues.

Consumers are required to provide the unit serial number and dated proof of purchase (sales receipt) when they contact the Cozzia service department regarding a repair.

A Cozzia customer service representative will attend to most consumer inquiries, but in some cases a technical service specialist will provide advanced support.

Non-warranty repair is provided on a "per incident" basis. Cozzia customer service will verify that the unit has failed and provide instructions for repairing a unit. All applicable repairs, parts, shipping, handling, local tax and a "per incident" fee will be charged for non-warranty repairs and support calls.

Proof of purchase (original receipt) is required for all warranty repairs or service.

For more information regarding our product line in the USA, please visit: www.homedics.com. For Canada, please visit: www.homedics.ca.

FOR SERVICE IN THE USA:

Email: service@cozziausa.com

Monday-Friday 9:00am-5:00pm PST

1.877.977.0656

HoMedics® is a registered trademark of HoMedics, LLC.
© 2017 HoMedics, LLC. All rights reserved.
HMC-300

HOMEDICS™
#1 BRAND IN MASSAGE*