



Brookstone®

The Bird™

TARGETED VIBRATION MASSAGER


TABLE OF CONTENTS

Warnings and Cautions	1
Battery Precautions	4
Location of Parts	4
Installing/Replacing the Batteries	5
Operation.....	6
Care and Maintenance.....	7
Troubleshooting	7
Specifications.....	7
Warranty.....	8


SAVE THESE INSTRUCTIONS

IMPORTANT SAFETY INSTRUCTIONS

When using an electrical appliance, basic precautions should always be followed. Read all instructions before using this massager.

 **DANGER** – To reduce the risk of electric shock:

1. Do not reach for an appliance that has fallen into water.
2. Do not use while bathing or in a shower.
3. Do not place or store the massager where it can fall or be pulled into a tub or sink. Do not place in or drop into water or other liquid.

 **WARNING** – To reduce the risk of burns, fire, electric shock or injury to persons:

1. Do not operate under blanket or pillow. Excessive heating can occur and cause fire, electric shock or injury to persons.
2. Close supervision is necessary when this massager is used by, on or near children, invalids or disabled persons.
3. Use this massager only for its intended use as described in this manual. Do not use attachments not recommended by Brookstone.
4. Never operate this massager if it is not working properly, if it has been dropped or damaged, or dropped into water. Contact Brookstone Customer Service at 800-292-9819.
5. Never drop or insert any object into any opening.
6. Do not use outdoors.

7. Do not operate where aerosol (spray) products are being used or where oxygen is being administered.
8. Never use pins or other metallic fasteners with this massager.
9. Carefully examine the covering before each use. Discard the massager if there are any signs of deterioration, such as blistering, peeling, or cracking.
10. Keep dry - do not wet. Do not operate in a wet or moist condition. Do not use the massager when your body is wet. Do not operate this massager with wet hands.
11. This massager is not intended for use by children or persons with reduced physical, sensory or mental capabilities, or lack of experience and knowledge, unless they have been given supervision or instruction concerning use of this massager by a person responsible for their safety.
12. Children should be supervised to ensure that they do not play with this massager.
13. Any individual who may be pregnant, or recently gave birth, has a heart condition, or a pacemaker, suffers from diabetes or other sensory impairment, phlebitis and/or thrombosis, joint dysfunction, inflammation or injuries, weak bones, osteoporosis, a high fever, an abnormal or curved spine, is at an increased risk of developing blood clots, has pins/screws/artificial joints or other medical devices implanted in his/her body, is being treated for a medical condition or physical injury or is under a doctor's care should consult with a medical professional before using this massager.
14. This product is not intended for self-treatment of conditions that should be managed by a qualified healthcare provider.
15. Consult your physician before using this massager.
16. This massager is designed as a non-professional massager. It is not intended to be a substitute for medical attention. If your ailments and symptoms persist or worsen after use, contact your physician immediately.
17. Do not use this massager if you are not feeling well.
18. Stop operation immediately if you experience any discomfort.
19. Do not fall asleep during the massage session.

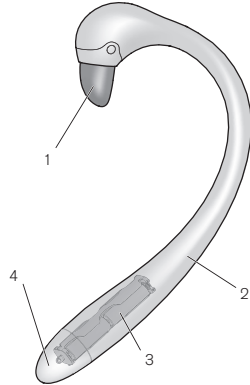
20. Do not operate after taking pain killers, sedatives or alcohol.
21. Do not use this massager in combination with other therapeutic equipment or electric blanket, etc., as this may result in ineffectiveness or injury.
22. Do not stand on this massager.
23. Do not disassemble any part of the massager. Touching the internal components may result in malfunction or electric shock.
24. The massager must only be professionally serviced or repaired. Do not attempt to disassemble or repair the massager yourself.
25. Do not operate for more than 20 continuous minutes. Turn off the massager and allow it to rest (cool) for 40 minutes before re-using. This will prolong the life of the massager.
26. Never use the massager on open skin eruptions, swollen or inflamed areas.
27. Do not use on prominent bones, such as the head, elbow, or knee, as this may result in ineffectiveness or injury.
28. Do not use on thin skin, such as the face, throat, and abdomen, as this may result in ineffectiveness or injury.

BATTERY PRECAUTIONS

- Dispose of used batteries properly. Do not dispose of batteries in a fire.
- Do not leave the batteries where a child or pet could play with or swallow them. If the batteries are swallowed, contact a physician immediately.
- The batteries may explode if mistreated. Do not attempt to recharge or disassemble the batteries.
- Use only fresh batteries of the required size and type. Do not mix old and new batteries, different types of batteries, or rechargeable batteries of different capacities.

LOCATION OF PARTS

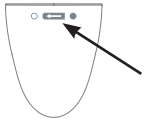
1. Massage Node
2. Main Unit
3. Battery Case
4. Battery Cap



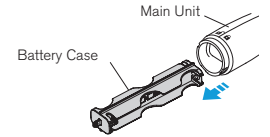
INSTALLING/REPLACING THE BATTERIES

The Bird™ uses 4 AA batteries (included). To install the batteries:

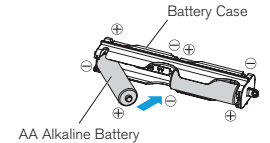
1. Turn the Battery Cap in the direction indicated by the arrow to remove the Battery Cap.



2. Remove the Battery Case from the Main Unit.



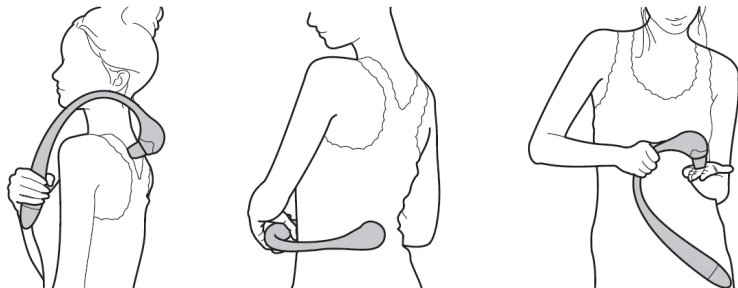
3. Insert 4 AA alkaline batteries, following the polarity indicators.



4. Slide the Battery Case back into the Main Unit. Note that the Battery Case can only be inserted one way; an alignment slot in the Main Unit prevents incorrect insertion.
5. Replace the Battery Cap, using the alignment slots to properly position the cap, and twist clockwise to secure the Battery Cap.

OPERATION

1. To start the massage, place the Massage Node on the body, pressing with enough force to start the massage. Note that pressure must be applied on the tip of the Massage Node.
2. To stop the massage, remove pressure from the Massage Node.



CAUTION

Do not use on prominent bones, such as the head, elbow, or knee, as this may result in ineffectiveness or injury.

Do not use on thin skin, such as the face, throat, and abdomen, as this may result in ineffectiveness or injury.

CARE AND MAINTENANCE

1. Keep the product clean and away from places of high humidity.
2. Take the batteries out when not in use.
3. Wipe dust and dirt off the product with a dry, soft cloth after use.
4. Do not put a heavy load on the unit.
5. DO NOT attempt to repair the massager. There are no user-serviceable parts inside.

TROUBLESHOOTING

Problem	Possible Cause / Action
The product does not work	Ensure that the batteries are not depleted. Ensure that the batteries have been installed properly, following the polarity indicators. Change the angle at which you are applying pressure to the Massage Node. Apply more pressure to the Massage Node.
There is a motor sound during operation	The motor makes a mechanical sound during use. This is normal.

SPECIFICATIONS

Dimensions.....7.68 in. x 2.05 in. x 14.29 in. (195mm x 52mm x 363mm)
Weight.....Approx. 0.88 lbs (399 gr)
Batteries.....AA (4, included)
Voltage.....6V

ONE (1) YEAR LIMITED WARRANTY

Brookstone® warrants this product against defects in materials and/or workmanship under normal use for a period of ONE (1) YEAR from the date of purchase by the original purchaser ("Warranty Period"). If a defect arises and a valid claim is received within the Warranty Period, at its option, Brookstone will either 1) repair the defect at no charge, using new or refurbished replacement parts, or 2) replace the product with a new product that is at least functionally equivalent to the original product, or 3) provide a store credit in the amount of the purchase price of the original product. A replacement product or part, including a user-installable part installed in accordance with instructions provided by Brookstone, assumes the remaining warranty of the original product. When a product or part is exchanged, any replacement item becomes your property and the replaced item becomes Brookstone's property. When a store credit is given, the original product must be returned to Brookstone and becomes Brookstone's property.

Obtaining Service: To obtain warranty service, call Brookstone Limited Warranty Service at 1-800-292-9819. Please be prepared to describe the product that needs service and the nature of the problem. A purchase receipt is required. All repairs and replacements must be authorized in advance. Service options, parts availability and response times will vary. You are responsible for delivery and the cost of delivery of the product or any parts to the authorized service center for replacement, per our instructions.

Limits and Exclusions: Coverage under this Limited Warranty is limited to the United States of America, including the District of Columbia and the U.S. Territories of Guam, Puerto Rico, and the U.S. Virgin Islands. This Limited Warranty applies only to products manufactured for Brookstone that can be identified by the "Brookstone" trademark, trade name, or logo affixed to them or their packaging. The Limited Warranty does not apply to any non-Brookstone products. Manufacturers or

suppliers other than Brookstone may provide their own warranties to the purchaser, but Brookstone, in so far as permitted by law, provides these products "as is." This warranty does not apply to: a) damage caused by failure to follow instructions relating to product's use or the installation of components; b) damage caused by accident, abuse, misuse, fire, floods, earthquake or other external causes; c) damage caused by service performed by anyone who is not a representative of Brookstone; d) accessories used in conjunction with a covered product; e) a product or part that has been modified to alter functionality or capability; f) items intended to be periodically replaced by the purchaser during the normal life of the product including, without limitation, batteries or light bulbs; g) any product sold "as is" including, without limitation, floor demonstration models and refurbished items; or h) a product that is used commercially or for a commercial purpose.

BROOKSTONE SHALL NOT BE LIABLE FOR INCIDENTAL OR CONSEQUENTIAL DAMAGES RESULTING FROM THE USE OF THIS PRODUCT, OR ARISING OUT OF ANY BREACH OF THIS WARRANTY. TO THE EXTENT PERMITTED BY APPLICABLE LAW, BROOKSTONE DISCLAIMS ANY AND ALL STATUTORY OR IMPLIED WARRANTIES, INCLUDING, WITHOUT LIMITATION, WARRANTIES OF MERCHANTABILITY, FITNESS FOR A PARTICULAR PURPOSE AND WARRANTIES AGAINST HIDDEN OR LATENT DEFECTS. IF BROOKSTONE CANNOT LAWFULLY DISCLAIM STATUTORY OR IMPLIED WARRANTIES, THEN TO THE EXTENT PERMITTED BY LAW, ALL SUCH WARRANTIES SHALL BE LIMITED IN DURATION TO THE DURATION OF THIS EXPRESS WARRANTY.

Some states disallow the exclusion or limitation of incidental or consequential damages or how long an implied warranty lasts, so the above exclusions or limitations may not apply to you. This warranty gives you specific legal rights and you may also have other rights, which vary from state to state.

Find thousands more
great ideas online

Brookstone[®]

322786/324992
© Brookstone 2017

Merrimack, New Hampshire USA 03054 • 800-846-3000 • Brookstone.com