

Shiatsu Neck & Back Massager with Heat

DEEP-KNEADING RELIEF FOR HARD-TO-REACH MUSCLES



CAUTION

- TO REDUCE THE RISK OF ELECTRIC SHOCK, DO NOT REMOVE COVER. THERE ARE NO SERVICEABLE PARTS INSIDE.
- TO REDUCE THE RISK OF FIRE OR ELECTRIC SHOCK, DO NOT EXPOSE THIS UNIT TO RAIN OR MOISTURE.



The lightning flash with arrow-head symbol within an equilateral triangle is intended to alert the user to the presence of uninsulated "dangerous voltage" within the unit's enclosure that may be of sufficient magnitude to constitute a risk of electric shock.



The exclamation point within an equilateral triangle is intended to alert the user to the presence of important operating and maintenance (servicing) instructions in the literature accompanying the unit.

IMPORTANT: To reduce the risk of electric shock, this product has a polarized plug (one blade is wider than the other). As a safety feature, this plug will fit in a polarized outlet only one way. If the plug does not fit fully in the outlet, reverse the plug. If it still does not fit, contact a qualified electrician to install a proper outlet. Do not attempt to bypass this safety feature in any way.

IMPORTANT SAFETY INSTRUCTIONS

All of the safety and operating instructions should be read, adhered to and followed before the unit is operated. When using an electrical appliance, basic precautions should always be followed, including the following:

DANGER

To reduce the risk of electric shock:

1. Always unplug this appliance from the electrical outlet immediately after using and before cleaning.
2. Do not reach for an appliance that has fallen into water. Unplug immediately.
3. Do not use while bathing or in a shower.
4. Do not place or store appliance where it can fall or be pulled into a tub or sink. Do not place in or drop into water or other liquid.
5. Never use pins or other metallic fasteners with this appliance.
6. Carefully examine the covering before each use. Discard the appliance if the covering shows any signs of deterioration, such as checking, blistering or cracking.
7. Keep dry. Do not operate in a wet or moist environment.

WARNING

To reduce the risk of burns, fire, electric shock, or injury to persons:

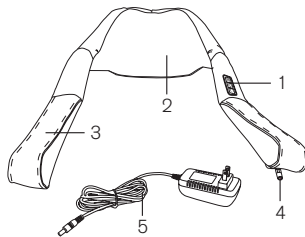
1. An appliance should never be left unattended when plugged in. Unplug from the outlet when not in use, and before putting on or taking off parts.
2. Do not operate under a blanket or pillow. Excessive heating can occur and cause fire, electric shock, or injury to persons.
3. Close supervision is necessary when this appliance is used by, on or near children, invalids, or disabled persons.
4. Use this appliance only for its intended use as described in this manual. Do not use attachments not recommended by the manufacturer.
5. Never operate this appliance if it has a damaged cord or plug, if it is not working properly, if it has been dropped or damaged, or dropped into water. DO NOT attempt to fix it yourself. Return the appliance to a service center for examination and repair.
6. Do not carry this appliance by its power supply cord or use the cord as a handle.
7. Do not crush or fold this appliance when storing.

- Keep the cord away from heated surfaces.
- Never drop or insert any object into any opening.
- Do not use outdoors. This appliance is intended for household and indoor use only.
- Do not operate where aerosol (spray) products are being used or where oxygen is being administered.
- Do not operate in the presence of explosive and/or flammable fumes.
- To disconnect, set all controls to the off position, then remove plug from the outlet.
- Do not overload the electrical outlet. Use only the power source as indicated.
- To avoid the risk of electric shock, do not disassemble or attempt to repair the appliance. Incorrect repair can cause risk of electric shock or injury to persons when the unit is used.
- Never remove the plug from the outlet by pulling the power cord.


SAVE THESE INSTRUCTIONS


LOCATION OF PARTS AND CONTROLS

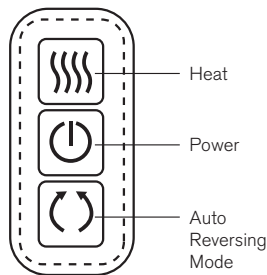
- Control Panel
- Shiatsu Nodes
- Positioning Handles
- DC Power Port
- Power Adapter





USING THE MASSAGER

- Connect the Power Adapter into the DC Power Port by pressing the connections together until you hear a "click". Then plug the Power Adapter into the electric outlet.
- Grip the Positioning Handles and drape the main unit around your neck with the Shiatsu Nodes in the center of your back.
- Press the  Power Button—Shiatsu Nodes turn orange lights on with heat, and the massager immediately starts in Auto Reversing Mode.

- Press the  Auto Reversing Mode button to switch the Shiatsu Nodes between Auto Reversing Mode and Single Direction Mode.



- Press the  Heat button to deactivate heat; press it again to activate the heat.
- Use the Positioning Handles to reposition the Shiatsu Nodes to other areas of the neck and back.
- Press the  POWER button at any time to turn the unit off.
- The unit shuts off automatically off after 20 minutes of continuous use.

NOTES: Using the heat function for more than 20 minutes at a time is NOT recommended. Allow the massager to rest between heat cycles.

PRODUCT CARE AND MAINTENANCE

- Place the massager in a safe, cool and dry place when not in use.
- After unplugging, wipe with a soft, damp cloth using non-abrasive cleaners.
- Never submerge the unit in any liquid.
- Keep away from all solvents and harsh detergents.
- DO NOT attempt to repair this massager. There are no user-serviceable parts.

SPECIFICATIONS

Power.....12V DC power adaptor
INPUT.....100-240V 50/60Hz

ONE (1) YEAR LIMITED WARRANTY

Brookstone® warrants this product against defects in materials and/or workmanship under normal use for a period of ONE (1) YEAR from the date of purchase by the original purchaser ("Warranty Period"). If a defect arises and a valid claim is received within the Warranty Period, at its option, Brookstone will either 1) repair the defect at no charge, using new or refurbished replacement parts, or 2) replace the product with a new product that is at least functionally equivalent to the original product, or 3) provide a store credit in the amount of the purchase price of the original product. A replacement product or part, including a user-installable part installed in accordance with instructions provided by Brookstone, assumes the remaining warranty of the original product. When a product or part is exchanged, any replacement item becomes your property and the replaced item becomes Brookstone's property. When a store credit is given, the original product must be returned to Brookstone and becomes Brookstone's property.

Obtaining Service: To obtain warranty service, call Brookstone Limited Warranty Service at 1-800-292-9819. Please be prepared to describe the product that needs service and the nature of the problem. A purchase receipt is required. All repairs and replacements must be authorized in advance. Service options, parts availability and response times will vary. You are responsible for delivery and the cost of delivery of the product or any parts to the authorized service center for replacement, per our instructions.

Limits and Exclusions: Coverage under this Limited Warranty is limited to the United States of America, including the District of Columbia and the U.S. Territories of Guam, Puerto Rico, and the U.S. Virgin Islands. This Limited Warranty applies only to products manufactured for Brookstone that can be identified by the "Brookstone" trademark, trade name, or logo affixed to them or their packaging. The Limited Warranty does not apply to any non-Brookstone products. Manufacturers or suppliers other than Brookstone may provide their own

warranties to the purchaser, but Brookstone, in so far as permitted by law, provides these products "as is." This warranty does not apply to: a) damage caused by failure to follow instructions relating to product's use or the installation of components; b) damage caused by accident, abuse, misuse, fire, floods, earthquake or other external causes; c) damage caused by service performed by anyone who is not a representative of Brookstone; d) accessories used in conjunction with a covered product; e) a product or part that has been modified to alter functionality or capability; f) items intended to be periodically replaced by the purchaser during the normal life of the product including, without limitation, batteries or light bulbs; g) any product sold "as is" including, without limitation, floor demonstration models and refurbished items; or h) a product that is used commercially or for a commercial purpose.

BROOKSTONE SHALL NOT BE LIABLE FOR INCIDENTAL OR CONSEQUENTIAL DAMAGES RESULTING FROM THE USE OF THIS PRODUCT, OR ARISING OUT OF ANY BREACH OF THIS WARRANTY. TO THE EXTENT PERMITTED BY APPLICABLE LAW, BROOKSTONE DISCLAIMS ANY AND ALL STATUTORY OR IMPLIED WARRANTIES, INCLUDING, WITHOUT LIMITATION, WARRANTIES OF MERCHANTABILITY, FITNESS FOR A PARTICULAR PURPOSE AND WARRANTIES AGAINST HIDDEN OR LATENT DEFECTS. IF BROOKSTONE CANNOT LAWFULLY DISCLAIM STATUTORY OR IMPLIED WARRANTIES, THEN TO THE EXTENT PERMITTED BY LAW, ALL SUCH WARRANTIES SHALL BE LIMITED IN DURATION TO THE DURATION OF THIS EXPRESS WARRANTY.

Some states disallow the exclusion or limitation of incidental or consequential damages or how long an implied warranty lasts, so the above exclusions or limitations may not apply to you. This warranty gives you specific legal rights and you may also have other rights, which vary from state to state.